



Dalmia Laminators Ltd.

*Original  
with 1000*

February 11, 2016

To,  
The Calcutta Stock Exchange Limited  
7, Lyons Range,  
Kolkata- 700 001  
Scrip Code: 14071

Dear Sir/Madam,

**Sub: Unaudited Results for the quarter ended December 31, 2015**

Further to our letter dated January 12, 2016, and pursuant to the Regulation 33 of SEBI (Listing Obligations and Disclosure Requirements) Regulations, 2015, this is to inform you that the Board of Directors of the Company at its meeting held today, February 11, 2016, inter alia, considered and approved the Unaudited Financial Results of the Company for the quarter and nine months ended December 31, 2015. A copy of the same is enclosed herewith for your information and record.

We are also enclosing herewith Limited Review Report on Unaudited Financial Results of the Company for the quarter and nine months ended December 31, 2015.

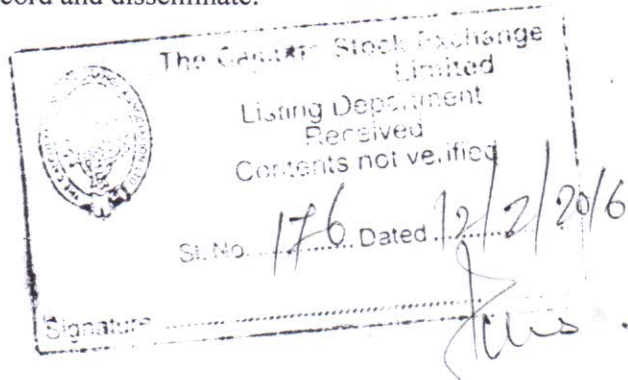
Kindly take the above information on record and disseminate.

For Dalmia Laminators Limited

*Manish Dalmia*

Manish Dalmia  
CFO

Encl. as above



Limited Review Report to the Board of Directors of Dalmia Laminators Limited for the quarter ended on 31<sup>st</sup> December, 2015

**Introduction**

We have reviewed Part I – Standalone Unaudited Financial Results for the Quarter 31/12/2015 of the accompanying Statement of Unaudited Financial Results ("Part I of the Statement") of Dalmia Laminators Limited which has been approved by the Board of Directors. Management is responsible for the preparation and presentation of the said Part I of the Statement in accordance with applicable Accounting Standards and other recognized accounting practices and policies. Our responsibility is to express a conclusion on the said part I of the Statement based on our review.

**Scope of Review**

We conducted our review in accordance with the Standard on Review Engagements (SRE) 2410, 'Review of Interim Financial information Performed by the Independent Auditor of the Entity' issued by the Institute of Chartered Accountants of India. A review of interim financial information consists of making inquiries, primarily of persons responsible for financial and accounting matters, and applying analytical and other review procedures. A review is substantially less in scope than an audit conducted in accordance with Standards on Auditing and consequently does not enable us to obtain assurance that we would become aware of all significant matters that might be identified in an audit. Accordingly, we do not express an audit opinion.

**Conclusion**

Based on our review conducted as above, nothing has come to our attention that causes us to believe that the said Part I of the Statement is not prepared, in all material respects, in accordance with applicable Accounting Standards and other recognized accounting practices and policies and has not disclosed the information required to be disclosed in terms of Clause 41 of the Listing Agreement including the manner in which it is to be disclosed.

**Report on Legal and Other Regulatory Requirements**

We also report that we have traced the number of shares as well as the percentage of shareholding in respect of the aggregate amount of public shareholding and the number of shares as well as the percentage of shares pledged/ encumbered and non-encumbered in respect of the aggregate amount of promoters and promoter group shareholding in terms of Clause 35 of the Listing Agreement furnished by the management consultant of the Entity.


Place of Signature: Kolkata

Date: 10-02-2016

For, S. K. GHOSH &amp; COMPANY

Chartered Accountants

FRN :301017E



SUBHAYU GHOSH

PARTNER

M. NO. 057555




(Fig/Lakhs of Rs.)

UNAUDITED FINANCIAL RESULTS FOR THE NINE MONTHS ENDED -December 2015					
	Three Months Ended (31.12.2015)	Corresponding 3 months ending in the previous year (31.12.2014)	Year to date figures for current period ended (31.12.2015)	Year to date figures for the previous year ended (31.12.2014)	Previous Accounting year ended (31.03.2015)
	Unaudited	Unaudited	Unaudited	Unaudited.	Audited
1 Net Sales/ Income from Operations	5,515.61	5,403.34	18,505.51	18,052.23	23,282.91
2 Expenditure					
(a) Increase/Decrease in stock in trade and work in progress	178.83	1,685.32	(1,028.21)	1,109.39	1,270.96
(b) Consumption of raw materials	3,297.12	3,539.50	11,827.80	11,897.35	15,536.49
(c) Purchase of traded goods	-	-	-	-	-
(d) Employees cost	67.30	53.75	202.52	166.82	257.32
(e) Depreciation	193.79	215.97	575.90	569.40	770.94
(f) Excise duty	518.83	572.47	1,902.08	1,851.14	2,406.27
(g) Other expenditure	1,022.17	903.55	3,580.65	3,072.05	4,027.05
(h) Total	5,278.04	6,970.57	17,060.74	18,666.15	24,269.03
(Any item exceeding 10% of the total expenditure to be shown separately)					
3 Profit from Operations before interest & Exceptional Items (1-2)	237.57	(1,567.23)	1,444.77	(613.92)	(986.12)
4 Other Income	6.52	3.43	14.02	21.90	3,671.23
5 Profit before Interest & Exceptional Items (3+4)	244.09	(1,563.80)	1,458.79	(592.02)	2,685.11
6 Interest	361.00	407.71	1,146.19	1,231.37	1,556.02
7 Profit after Interest but before	(116.91)	(1,971.51)	312.60	(1,823.40)	1,129.08
8 Exceptional Items (5-6)	-	-	-	-	-
9 Profit(+)/ Loss(-) before tax (7+8)	(116.91)	(1,971.51)	312.60	(1,823.40)	1,129.08
10 Tax expense	-	-	-	-	(438.94)
11 Net Profit (+)/Loss (-) from Ordinary Activities after Tax (7-8)	(116.91)	(1,971.51)	312.60	(1,823.40)	1,568.02
12 Extraordinary Item (net of tax expense Rs .....)	-	-	-	-	-
13 Net Profit (+)/Loss (-) for the period (9-10)	(116.91)	(1,971.51)	312.60	(1,823.40)	1,568.02
14 Paid up Equity Share Capital (Face Value of the Share shall be indicated)	408.50	408.50	408.50	408.50	408.50
15 Reserve excluding Revaluation Reserves as per balance sheet of previous accounting year	6,908.66	3,204.65	6,908.66	3,204.65	6,596.07
16 Earnings Per Share (EPS)					
(a) Basic and diluted EPS before Extraordinary items for the period, for the year to date and for the previous year (not to be annualized)	(2.86)	(48.26)	7.65	(44.64)	38.38
(a) Basic and diluted EPS after Extraordinary items for the period, for the year to date and for the previous year (not to be annualized)	(2.86)	(48.26)	7.65	(44.64)	38.38
17 Public Shareholding					
(a) number of shares	1,554,500	1,554,500	1,554,500	1,554,500	1,554,500
(b) percentage of share holding	38.05	38.05	38.05	38.05	38.05
18 Promoters and promoter group Shareholding * *					
a) Pledged / Encumbered					
Number of Shares	-	-	-	-	-
Percentage of Shares (as a % of the total shareholding of promoter and promoter group)	-	-	-	-	-
Percentage of Shares (as a % of the total share capital of the company)	-	-	-	-	-
b) Non- encumbered					
Number of Shares	2,530,500	2,530,500	2,530,500	2,530,500	2,530,500
Percentage of shares (as a % of the total shareholding of promoter & promoter group)	100	100	100	100	100
Percentage of Shares (as a % of the total share capital of the company)	61.95	61.95	61.95	61.95	61.95

- 1) The aforementioned result was taken on record by the Board of Directors at its meeting held on February 11, 2016.
- 2) Previous period's figures have been regrouped/ revised to conform Current period's classification
- 3) Segment Reporting is Not Applicable
- 4) Limited Review has been conducted by Statutory Auditors

For Dalmia Laminators Ltd.



(M. Dalmia)  
Director

Kolkata  
10.02.2016